

## Welcome to Teledent.com.au Dental Imaging Diagnostics

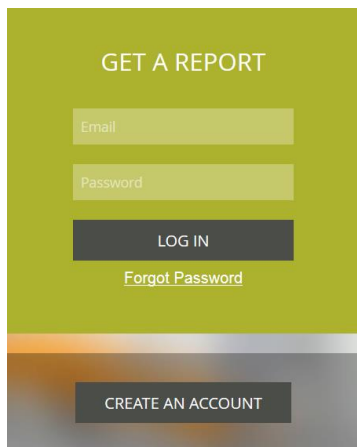
### How the site works:

Please call 03 9816 9026 if you have questions.

#### STEP ONE: log in

From Teledent's home page ([www.teledent.com.au](http://www.teledent.com.au)), you can access your secure Patient and Sessions Work page

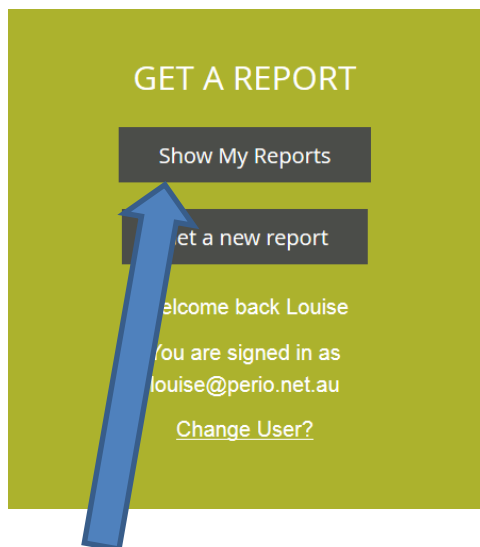
Enter your email address and password.

A screenshot of the Teledent login interface. It features a green header with the text 'GET A REPORT'. Below this are two input fields: 'Email' and 'Password'. A dark grey 'LOG IN' button is positioned below the password field. A link for 'Forgot Password' is located just below the 'LOG IN' button. At the bottom of the form, there is a dark grey button labeled 'CREATE AN ACCOUNT'.

#### Step two: check progress of your reports or upload a new case




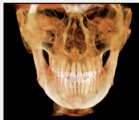
Once logged in, you will have a choice of:

- seeing the progress status of previous cases submitted previously to Teledent
- download the prepared radiology reports
- resend receipts for your financial records
- submitting a new case for reporting
- changing your password



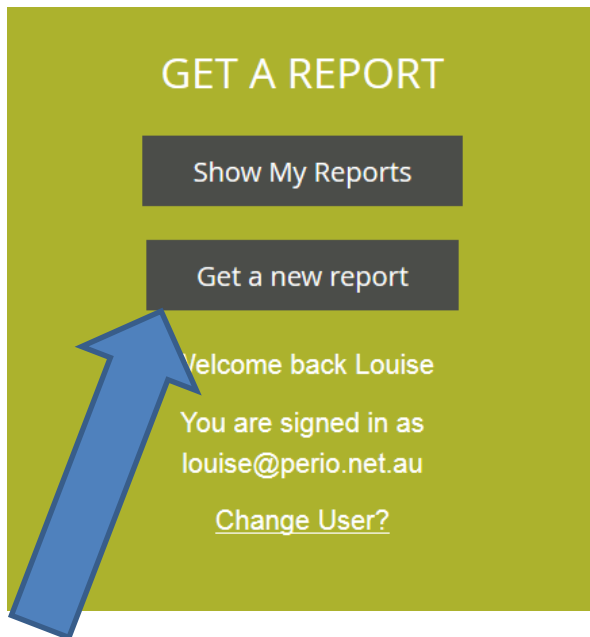
## Under Show my Reports:

[CHANGE MY PASSWORD](#)

Reports in progress			
	Louise Brown cc Panoramic report	2015-12-09 - Order:000010	<a href="#">In Progress</a>
	Jojo abd Panoramic report	2015-12-10 - Order:000013	<a href="#">In Progress</a>
	testing Accuitoma data Cone beam report Medium and Small FOV	2015-12-19 - Order:000018	<a href="#">In Progress</a>
Completed reports ready for downloading			
	Louise Brown Test case 1 Cone beam report large field of view FOV	2015-12-08 - Order:000009 Total: \$ 0.00 GST: \$ 0.00	<a href="#">Re-Send Invoice</a> Download: CBCT report Oral Diagnostics Clinic 59189 PDF.pdf

### Step three:

Submit a new case for reporting



Click on Get a new report and the choice of reports will show:



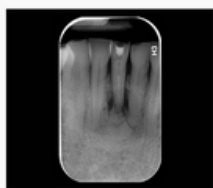
### Cone beam report

\$ 165.00

Comprehensive radiology report will include interrogation and analysis of entire dataset for pathology; a reconstructed panoramic view and one or two other views to show relevant findings. (pricing includes GST)

[Download sample report](#)

[GET REPORT](#)



### Intraoral film

\$ 33.00

A radiology opinion and report on intraoral images (bitewing radiograph, periapical radiograph and/or occlusal images.(pricing includes GST)

[Download sample report](#)

[GET REPORT](#)



### Lateral Cephalograms Report

\$ 44.00

A radiology report on a standard 2D lateral cephalograms image (pricing includes GST)

[GET REPORT](#)



### Panoramic report

\$ 66.00

A report on a standard 2D panoramic image (pricing includes GST)

[Download sample report](#)

[GET REPORT](#)


Select the report type (this example shows small/medium FOV cone beam) and

- enter your name
- enter the required patient information
- it is important to complete the clinical information, including identifying the primary reason for requesting the report. The radiologist will always address the region of interest and clinical purpose firstly, and then complete a full pathology review.
- zip the dicom datafile for faster uploading (see separate instructions)

Teledent allows two mechanisms to submit your image files, upload or mail-in. If your image files are a reasonable size of under 1 GB, you can upload the files directly to Teledent by clicking on the Upload button in the Patient Files box (please be aware the larger the file the longer it takes to upload the file. Size of file and your internet speed determine the amount of time). **Acceptable file types are multi-file dicom (dcm) files, or Invivo (inv) files.** Multi-file DICOM folders must be compressed (zipped) prior to uploading.

- click on box to browse to find patient datafile or drag file into the top box

- you can add additional images, previous reports, clinical photos into the lower box. Any digital file can be included with a case such as Word documents, JPEGs, PDF, etc.



### Report Information

Referring Physician Name

Patient Name

D.O.B

Gender

Select ▼

Age

Patient Address

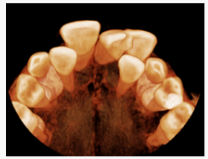
Clinical Notes (Please be comprehensive)

Patient Image/Dataset

Drop file here or Click to Upload

Relevant Previous Images/Datasets

Drop file here or Click to Upload




**Cone beam report**

Comprehensive radiology report will include interrogation and analysis of entire dataset for pathology; a reconstructed panoramic view and one or two other views to show relevant findings. (pricing includes GST)

**\$ 165.00**

**SECURE PAYMENTS**

We accept the following cards:



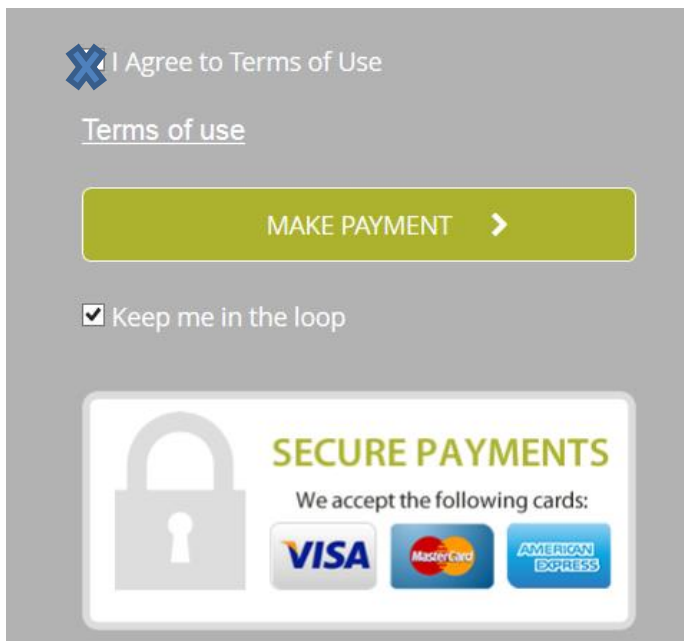
- Once upload is complete, scroll down this same page to either add this report to the cart or add on additional requests:

### Additional Services

<input type="checkbox"/>	<p>Work up of portfolio of images from CBCT dataset</p> <p>Include multiple slices for implant site measurements, impacted teeth including identification of IAN and full work up of TMJ/airways/paranasal sinuses cases. PDF of 1:1 sized worked up images can be requested</p>	\$ 77.00
<input type="checkbox"/>	<p>RUSH Report</p> <p>For any reporting required with a 24 hour turnaround</p>	\$ 110.00
<input type="checkbox"/>	<p>Postage of Reports and Media</p> <p>Postage and handling costs for return of hard media via Express Post (eg disc or USB)</p>	\$ 27.50

Add To Cart

- You can click on continue shopping, if you want to upload another case or click the Make Payment button at the bottom of the page (you will need to scroll down the page). You must agree to the Terms of Use to proceed.







☒ I Agree to Terms of Use

[Terms of use](#)

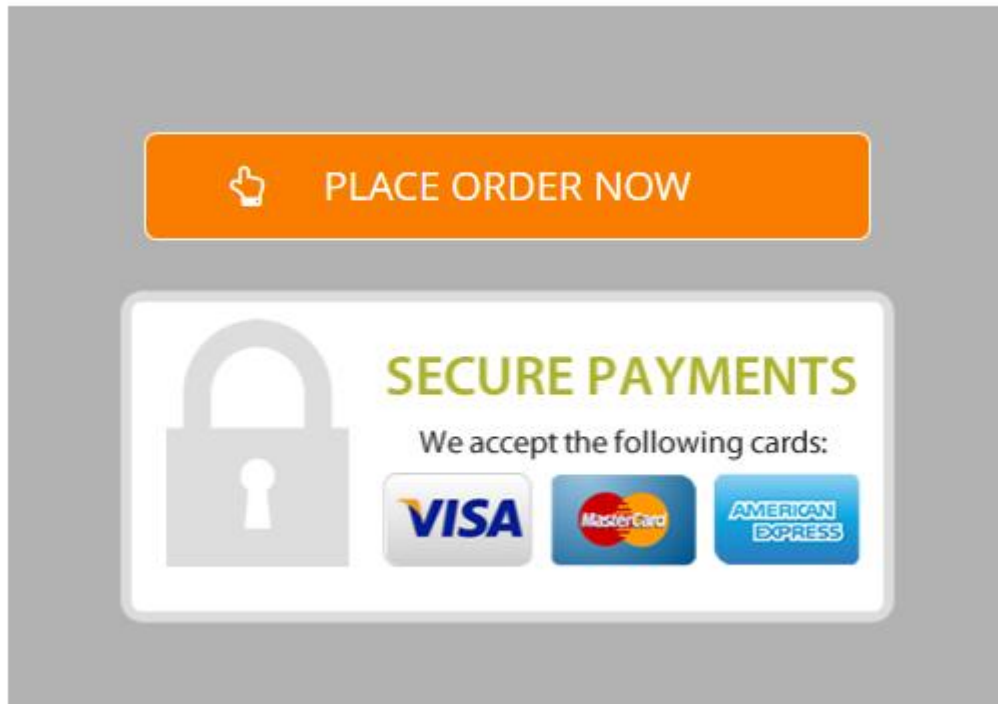
**MAKE PAYMENT** >

☒ Keep me in the loop

**SECURE PAYMENTS**  
We accept the following cards:  
  



- Once you have entered your credit card details, the final step that you need to do is to click the orange PLACE ORDER NOW button



- You will receive an email confirming the order, and a receipt for the payment.
- Once the report has been completed, you will then receive an email asking you to log onto your secure site to download the report



Under Show my Reports: