

## Welcome to Teledent.com.au Dental Imaging Diagnostics

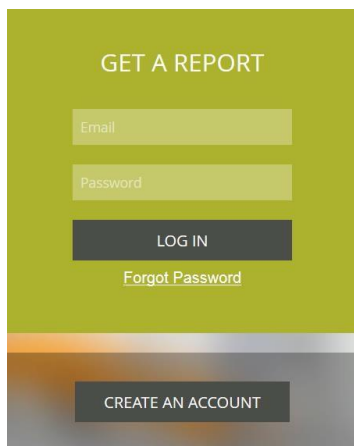
### How the site works:

Please call 03 9816 9026 if you have questions.

#### STEP ONE: log in

From Teledent's home page ([www.teledent.com.au](http://www.teledent.com.au)), you can access your secure Patient and Sessions Work page

Enter your email address and password.



The screenshot shows a login form on a green background. At the top, it says "GET A REPORT". Below this are two input fields: "Email" and "Password". Under the "Password" field is a "LOG IN" button. Below the "LOG IN" button is a link that says "Forgot Password". At the bottom of the form, there is a "CREATE AN ACCOUNT" button.

#### Step two: check progress of your reports or upload a new case


Once logged in, you will have a choice of:

- seeing the progress status of previous cases submitted previously to Teledent
- download the prepared radiology reports
- resend receipts for your financial records
- submitting a new case for reporting
- changing your password

**GET A REPORT**

[Show My Reports](#)  
[Get a new report](#)


Welcome back Louise  
 You are signed in as  
 louise@perio.net.au  
[Change User?](#)



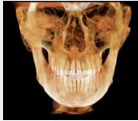
**Under Show my Reports:**

[CHANGE MY PASSWORD](#)

**Reports in progress**

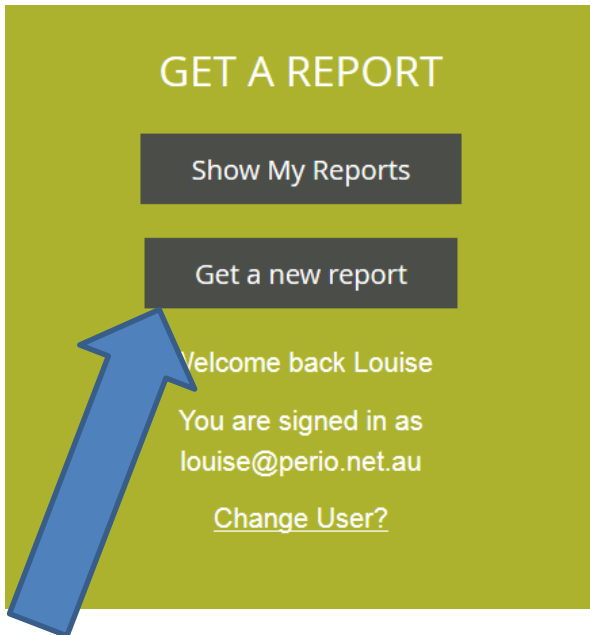
	Louise Brown cc Panoramic report	2015-12-09 - Order:000010	<a href="#">In Progress</a>
	jojo abd Panoramic report	2015-12-10 - Order:000013	<a href="#">In Progress</a>
	testing Accutoma data Cone beam report Medium and Small FOV	2015-12-19 - Order:000018	<a href="#">In Progress</a>

**Completed reports ready for downloading**

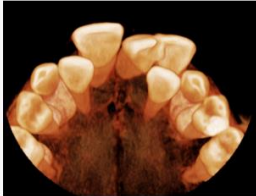
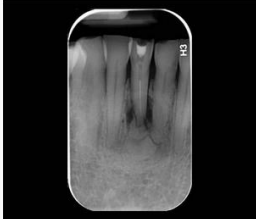


	Louise Brown Test case 1 Cone beam report large field of view FOV	2015-12-08 - Order:000009 Total: \$ 0.00 GST: \$ 0.00	<a href="#">Re-Send Invoice</a> <a href="#">Download: CBCT report Oral Diagnostics Clinic 59189 PDF.pdf</a>
---	---	---	--

Step three:

Submit a new case for reporting



Click on Get a new report and the choice of reports will show:

	<h3>Cone beam report</h3> <p>Comprehensive radiology report will include interrogation and analysis of entire dataset for pathology; a reconstructed panoramic view and one or two other views to show relevant findings. (pricing includes GST)</p>	<p>\$ 175.00</p>
<p><a href="#">Download sample report</a></p>		<p><a href="#">GET REPORT</a></p>
	<h3>Intraoral film</h3> <p>A radiology opinion and report on intraoral images (bitewing radiograph, periapical radiograph and/or occlusal images.(pricing includes GST)</p>	<p>\$ 50.00</p>
<p><a href="#">Download sample report</a></p>		<p><a href="#">GET REPORT</a></p>
	<h3>Lateral Cephalograms Report</h3> <p>A radiology report on a standard 2D lateral cephalograms image (pricing includes GST)</p>	<p>\$ 44.00</p>
<p><a href="#">GET REPORT</a></p>		
	<h3>Panoramic report</h3> <p>A report on a standard 2D panoramic image (pricing includes GST)</p>	<p>\$ 70.00</p>
<p><a href="#">Download sample report</a></p>		<p><a href="#">GET REPORT</a></p>

Select the report type (this example shows small/medium FOV cone beam) and

- enter your name
- enter the required patient information
- it is important to complete the clinical information, including identifying the primary reason for requesting the report. The radiologist will always address the region of interest and clinical purpose firstly, and then complete a full pathology review.
- zip the dicom datafile - the folder MUST be zipped so that it can be opened at the other end (see separate instructions)

- 


You can upload the files directly to Teledent by clicking on the Upload button in the Patient Files box (please be aware the larger the file the longer it takes to upload the file. Size of file and your internet speed determine the amount of time).

**Acceptable file types are multi-file dicom (dcm) files, or Invivo (inv) files.** Multi-file DICOM folders MUST be compressed (zipped) prior to uploading.

For OPGs and cephs- please upload a HIGH resolution jpeg image or the dicom data

- click on box to browse to find patient datafile or drag file into the top box

- you can add additional images, previous reports, clinical photos into the lower box. Any digital file can be included with a case such as Word documents, JPEGs, PDF, etc.



### Report Information

Referring Physician Name

Patient Name

D.O.B  Gender  Age

Patient Address

Clinical Notes (Please be comprehensive)

Patient Image/Dataset  
Drop file here or Click to Upload

Relevant Previous Images/Datasets  
Drop file here or Click to Upload



**Cone beam report**  
Comprehensive radiology report will include interrogation and analysis of entire dataset for pathology; a reconstructed panoramic view and one or two other views to show relevant findings. (pricing includes GST)

\$ 165.00



- Once upload is complete, scroll down this same page to either

### Additional Services

- |                          |  |          |
|--------------------------|--|----------|
| <input type="checkbox"/> | Work up of portfolio of images from CBCT dataset | \$ 77.00 |
|--------------------------|--|----------|

Include multiple slices for implant site measurements, impacted teeth including identification of IAN and full work up of TMJ/airways/paranasal sinuses cases. PDF of 1:1 sized worked up images can be requested

- |                          |             |           |
|--------------------------|-------------|-----------|
| <input type="checkbox"/> | RUSH Report | \$ 132.00 |
|--------------------------|-------------|-----------|

For any reporting required with a 24 hour turnaround

add this report to the cart or add on additional requests:


- You can click on continue shopping, if you want to upload another case or click the Make Payment button at the bottom of the page (you will need to scroll down the page). You must agree to the Terms of Use to proceed.

I Agree to Terms of Use

[Terms of use](#)




**MAKE PAYMENT** >

Keep me in the loop



**SECURE PAYMENTS**

We accept the following cards:





- Once you have entered your credit card details, the final step that you need to do is to click the orange PLACE ORDER NOW button



- You will receive an email confirming the order, and a receipt for the payment.
- Once the report has been completed, you will then receive an email asking you to log onto your secure site to download the report



Under Show my Reports: